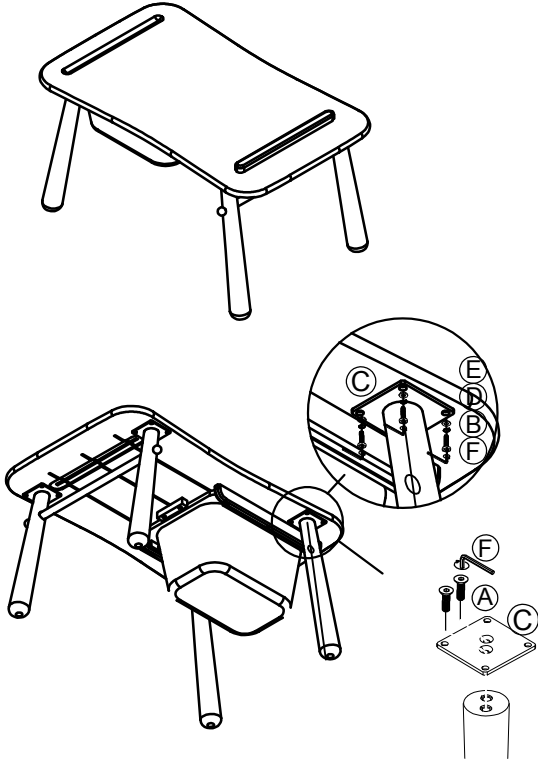


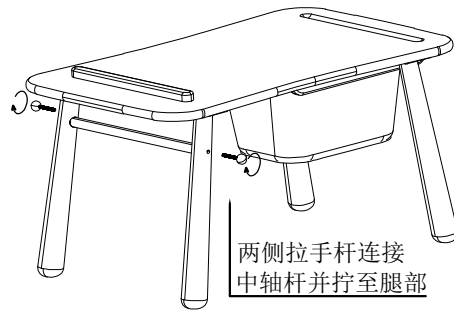
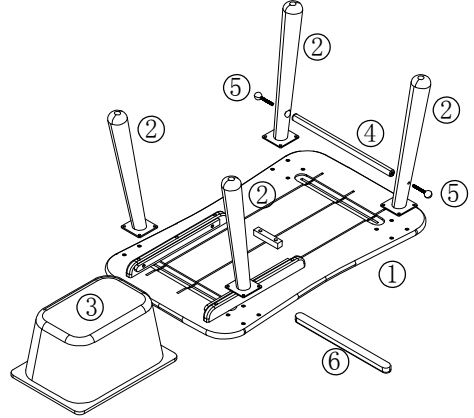
Assembly Instructions

Solidwood Mio Kids Desk with Storage Box

Assembled Product Diagram:



Product Parts Diagram:



Attach parts (5) and (4) to the table legs and tighten.

Hardware List:

Taper Head Hexagon Screws=8	Flat Head Hexagon Screws=16	Connecting Plates=4	Spring Washers=16	Flat Washers=16	Spanner=1