

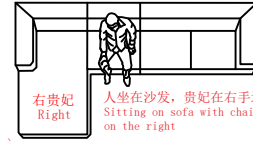
LINSY 林氏家居

安装示意图 / Assembly Instruction

产品名称 Model NO.	G049-B	
产品规格 Specification	单位/Single	
组合尺寸 Combined size	95*107*98CM	
成品 部件明细 Product Parts Details	单位 Single	95*107*98cm
	单位展开 Single Unfold	95*147*88cm
制图 Draw		页码/Page (1-1)
日期 Date		

配件表 Accessories list				部件表 Component list			
编号 NO.	名称 Name	图示 Picture	数量 QTY	编号 NO.	名称 Name	内/外材质 Material	数量 QTY
A				1	单位 Single	机架+夹板+海绵+科技布 Metal frame+plywood+sponge+tech fabric	1
B				2	抱枕 Pillow	公仔棉+科技布 Doll cotton+tech fabric	1
C				3			
D				4			
E				5			
F				6			
G				7			
H				8			
I				9			
J							

如何区分沙发的左右方向?
How to distinguish the left and right direction of the sofa?



(图示仅供分辨方向用/Pictures are for orientation only)

安装工具
Tools required



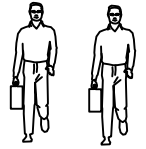
充电式手电钻
Cordless hand drill

或者

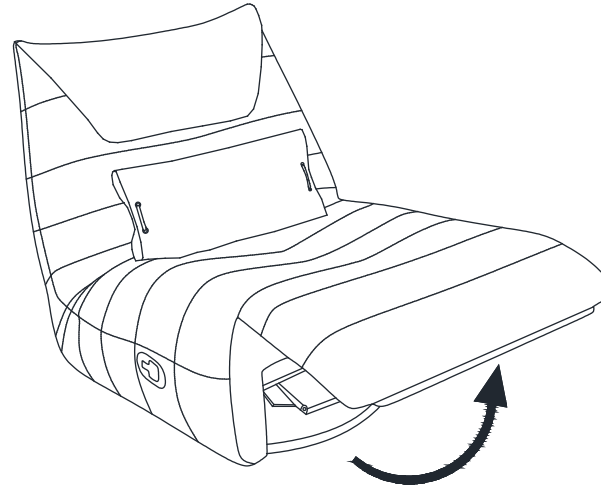


十字螺丝刀
Phillips screwdriver

安装人数
Installer

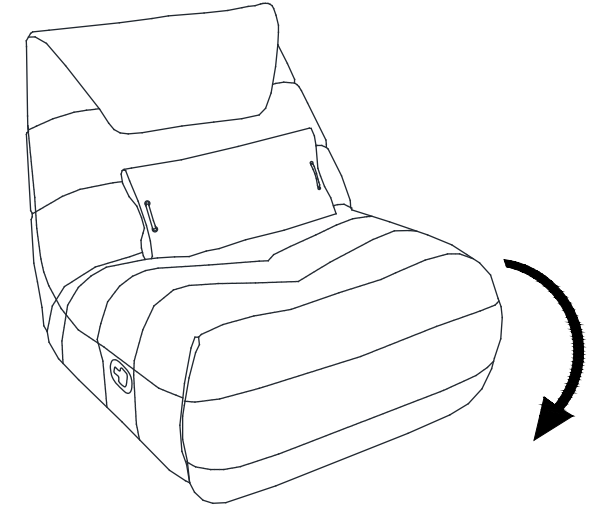


STEP 1:
展开
Unfold



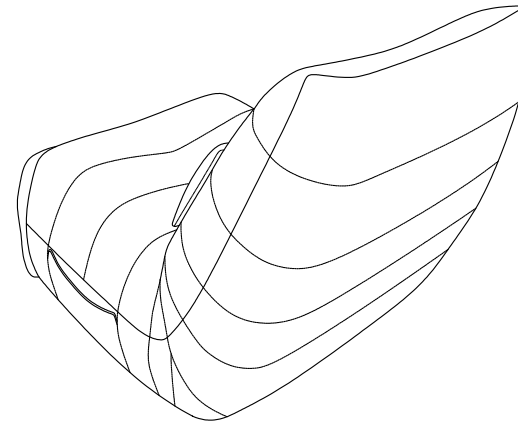
注: 拉开开关即打开沙发. 用力向下推即闭合
Pull the switch to open the sofa and push it down to close it

STEP 2:
侧面
Side



注: 拉开开关即打开沙发. 用力向下推即闭合
Pull the switch to open the sofa and push it down to close it

STEP 3:
背面
Back



STEP 4:
正面
Front

