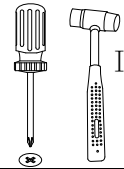


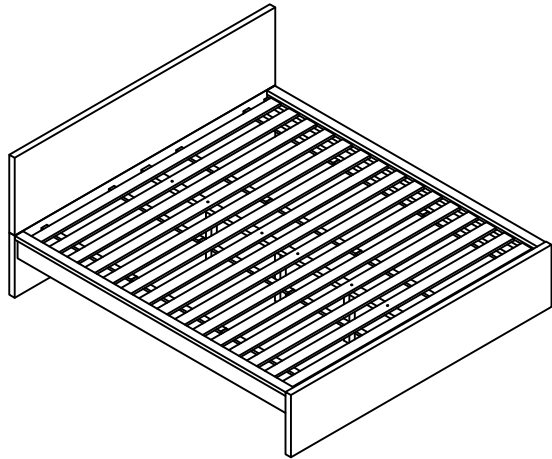
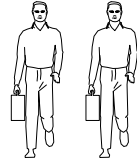
ASSEMBLY INSTRUCTIONS

ITEM NO. : GF094-12 SIZE: 1334W*2090D*900H

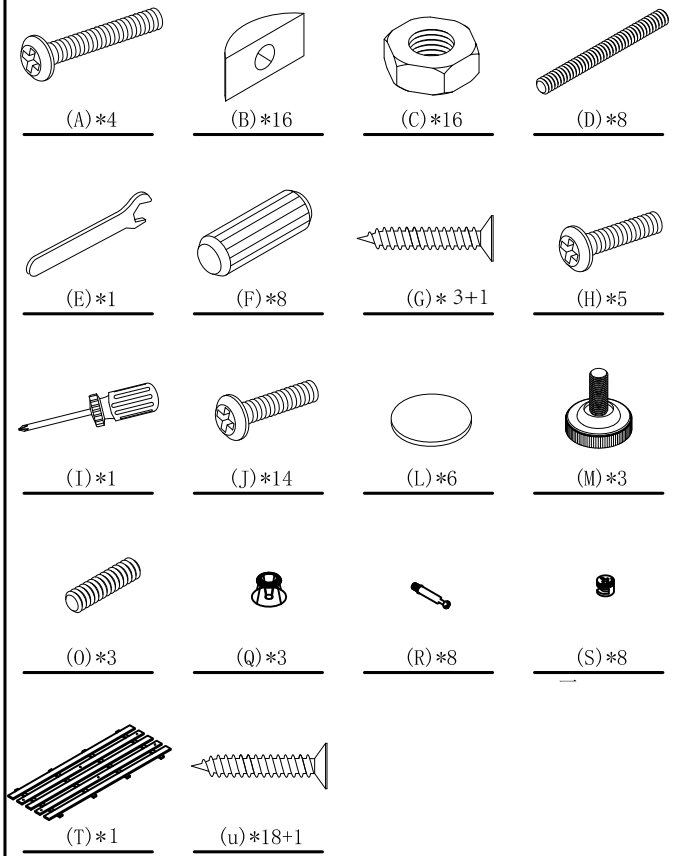


Installation
tool

Two
people



HARDWARE LIST



PARTS LIST

NO	Description	Quantity
①	Head board	1
②	Head board	1
③	Foot board	1
④	Side rail	2
⑤	Post	1
⑥	Post	2
⑦	Supporting leg	3
⑧	Supporting leg	3
⑨	Block	2
⑩	Girth Edge	2

