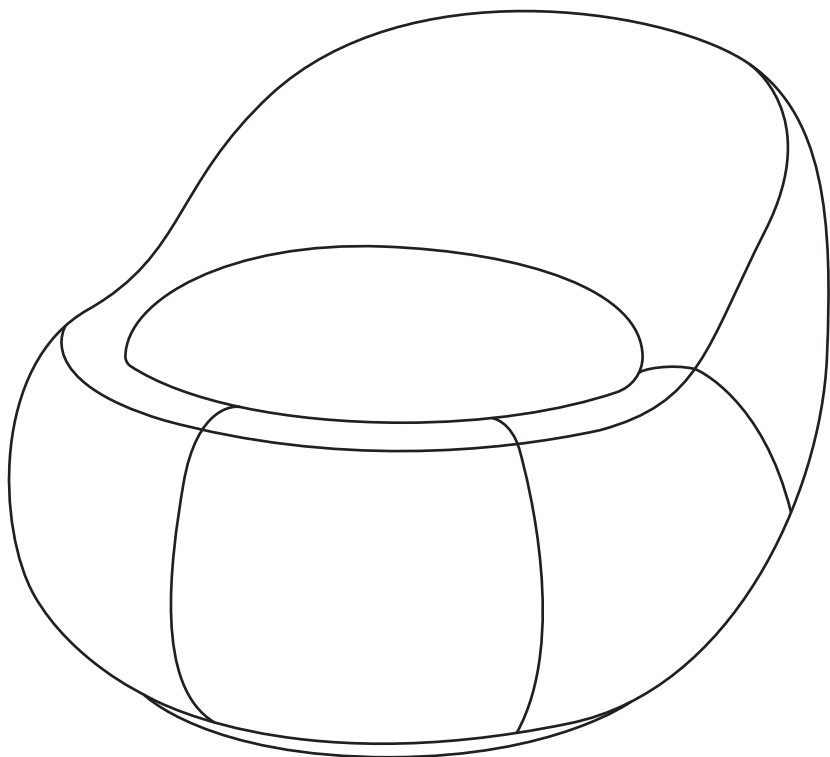


Assembly Instruction

Ada Series



Lifely*

Product Code

Ada Swivel Chair

Dimensions (W x D x H)

800mmX 940mmX 700mm

Important

Please read through instruction carefully before assembly and keep for future reference.

For our full catalogue of assembly instructions, visit: lifely.com.au/assembly.

Important Tips and Maintenance




1. Keep children and animals away from working area as smaller parts may cause choking if swallowed.



2. Never place liquids or anything damp upon furniture as it will mark. Ensure a coaster or running is beneath.




3. Never use ammonia based cleaning products as it will damage the finish.




4. To avoid fading, keep furniture out of direct sunlight.



5. Spot clean by white damp cloth.



6. Two person are required.



7. Lay a soft matt down to protect the furniture piece before and during assembly.

Great job. You're done!

Don't forget to share how it looks in your space and tag us on Instagram.

@lifelyhome#homewithlifely!