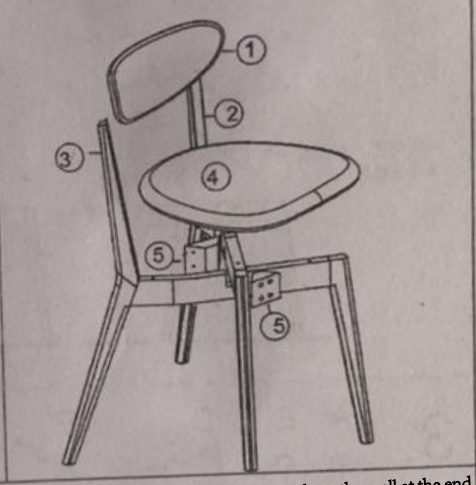



Assembly Manual

蝴蝶椅子组装说明书

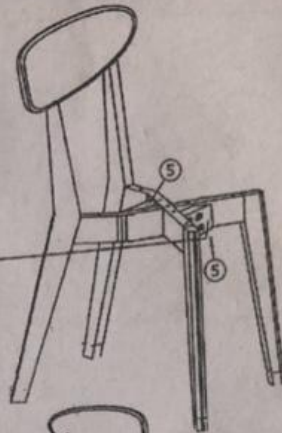
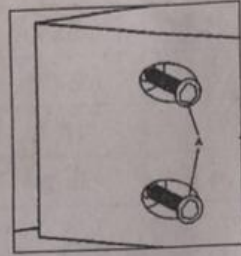
No.	Specifications	QTY
编号	规格	数量
A	垫片 Washer	4
B	M6X50	4
C	M6X20	4
D	内六角 Hex Key	1
E	弹片 Spring Washer	4



1 During the initial installation, tighten all screws to 80% of their final tightness first, and then fully tighten them all at the end.
 1. 初次组装时, 所有螺丝先拧到80%最后再统一拧紧




2.



两腿交叉，必须在
水平面组装！

The two legs must be
assembled crosswise on
a horizontal surface.



3.

