

LINSY 林氏家居

安装示意图/Assembly Instruction

产品名称 Model NO. BS610-A#

产品规格 Specification 三人 3seat

尺寸组合 Combined size 2020*1020*850mm

成品部件明细	编号 NO.	名称 Name	规格 Specification	数量 QTY	材质 Material
Finished Parts Details	1	三人 3seat	2020*1020*850mm	1	实木+夹板+海绵+布料 Solid wood + Plywood + Sponge + Fabric

制图 Draw C16

配件表 Accessories list

编号 NO.	名称 Name	图示 Icon	数量 QTY	三人 3seat
A	说明书(含安装图) Mounting Instruction (with drawing)		1	1
B	脚-(直径70*30mm) 黑色橡胶木脚 Feet - (diameter 70*30mm) Black rubber wood feet		4	4
C	M4*40自攻螺丝 M4*40 self tapping screw		10	10
D	脚-(直径50*28mm) 不带钉黑胶脚 Feet - (diameter 50*28mm) Vinyl feet without nails		2	2

如何区分沙发的左右方向?
How to zone the left and right direction of the sofa?

(图示仅供分辨方向用/Picture are for orientation only)



人坐在沙发, 贵妃在左边
Sitting on sofa with imperial concubine on the left
左贵妃 Left
右贵妃 Right
人坐在沙发, 贵妃在右边
Sitting on sofa with imperial concubine on the right

安装人数
Installer



充电式手电钻 Cordless hand drill

或者 Or



十字螺丝刀 Phillips screwdriver

客户安装前须知:

Customers need to know before installation:
此安装图为“三人”的位置关系。
This installation picture is "3seat"

1-1

三人 3seat

STEP 1:

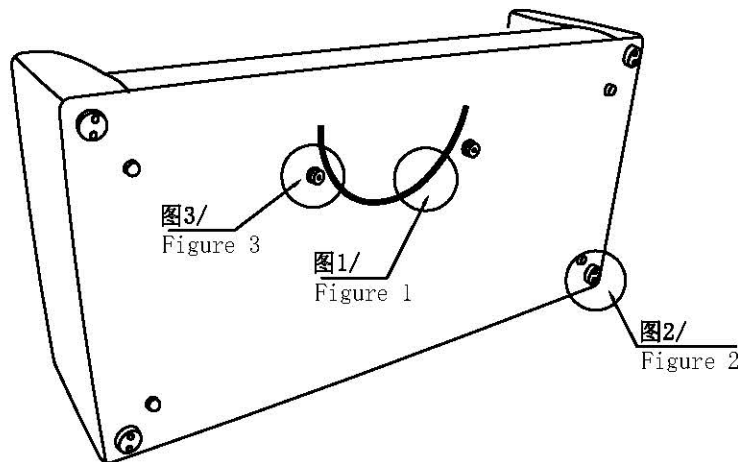


图1: 拉开拉链, 取出配件箱
Figure 1: Unzip the accessory case

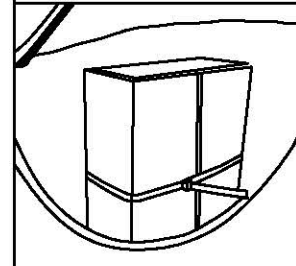
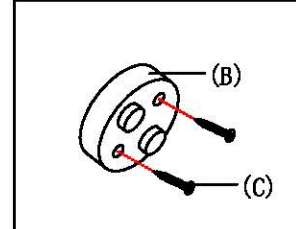


图2: 边脚安装示意图
Figure 2: Side and foot installation diagram



组合图 Combination

三人 3seat




图3: 中脚安装示意图
Figure 3: Middle foot installation diagram

