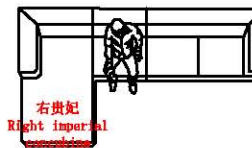



LINSY 林氏家居

如何区分沙发的左右方向?How to distinguish the left and right directions of the sofa?

人坐在沙发, 贵妃在左边 (图示仅供分辨方向用) People are sitting on the sofa, and the imperial concubine is on the left (the illustration is only for distinguishing directions)


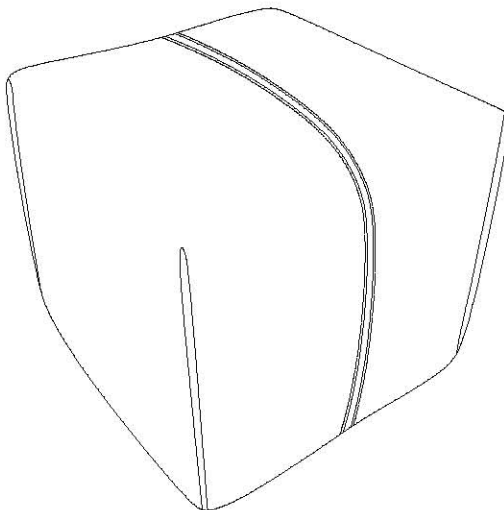


人坐在沙发, 贵妃在右边 (图示仅供分辨方向用) People are sitting on the sofa, and the imperial concubine is on the right (the illustration is only for distinguishing directions)

安装示意图/Assembly Instruction

Figure 1:

Figure 2:



产品名称 Model NO. LS883I1-A

产品规格 Product specifications 单人凳 Single person stool

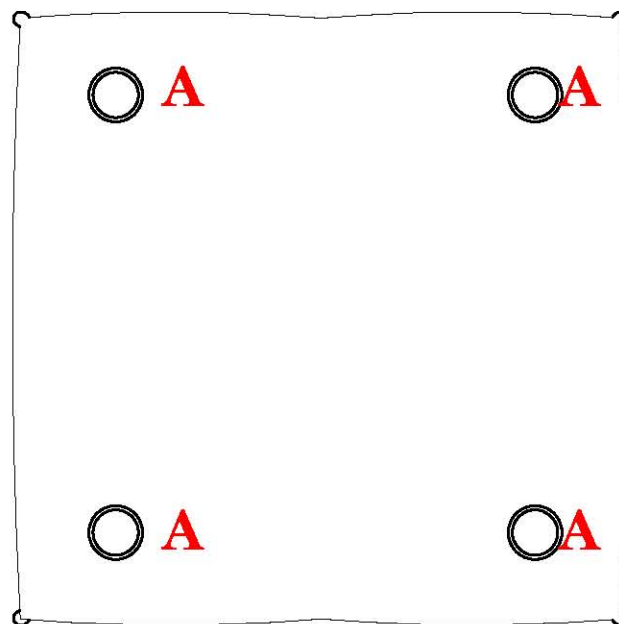
尺寸组合 Combined size 300*300*300

成品部件尺寸 Dimensions of finished parts

编号 number	名称 name	部件尺寸 Component size	材质 texture of material	数量 quantity
1	单人凳 Single person stool	300*300*300	松木方+海绵+科技布+胶脚 Pine wood square+sponge+technology cloth+rubber feet	1

制图 drafting 张桂林

Figure 3:



配件表 Accessories list

编号 number	名称 name	图示 illustration	数量 quantity
A	2分黑胶脚 2-point black rubber feet		4

安装工具 Tool

安装人数 Installer

充电式手电钻 或者 十字螺丝刀
Cordless hand drill Phillips screwdriver

