

LINSY 林氏家居

安装示意图/Assembly Instruction

产品名称 Model NO. BS252-A. B#

产品规格 Specification 三人 3seat

尺寸组合 Combined size 2130*980*825mm

成品部件明细 Finished Parts Details	编号 NO.	名称 Name	规格 Specification	数量 QTY	材质 Material
	1	三人 3seat	2130*980*825mm	1	实木+夹板+海绵+布料+皮革 Solid wood + Plywood + Sponge + Fabric + Leather

制图 Draw C16

配件表 Accessories list

编号 NO.	名称 Name	图示 Icon	数量 QTY	三人 3seat
A	说明书(含安装图) Mounting Instruction (with drawing)		1	1
B	脚-(135*45*130mm) 枪黑色亮光五金脚 Feet - (135*45*130mm) Gun black bright metal feet		4	4
C	M5*30自攻螺丝 M5*30 self tapping screw		16	16
D	M8*20斜边十字螺杆 M8*20 bevel cross bolt		4	4
E	脚-(直径38*100-150mm)可调一字五金脚 Feet - (diameter 38*100-150mm) adjustable line metal feet		2	2

如何区分沙发的左右方向?
How to zone the left and right direction of the sofa?

(图示仅供分辨方向用/Picture are for orientation only)



安装人数
Installer



充电式手电钻Cordless hand drill

或者Or



十字螺丝刀Phillips screwdriver

客户安装前须知:

Customers need to know before installation:
此安装图为“三人”的位置关系。
This installation picture is "3seat"

1-1

三人 3seat

STEP 1:

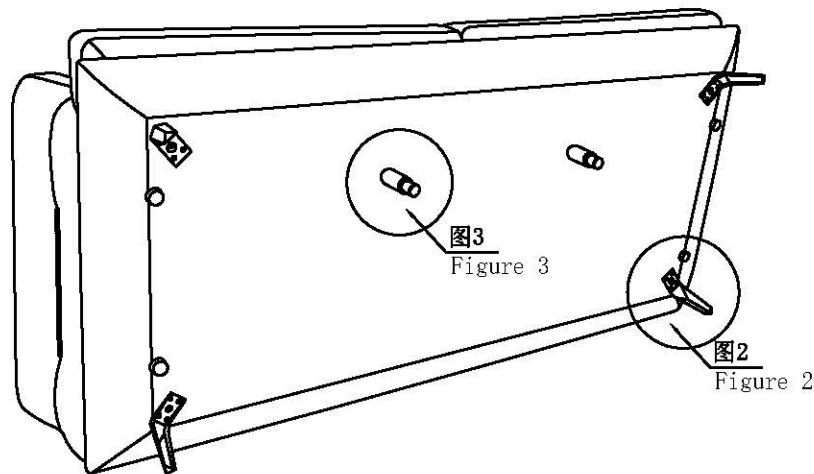


图1: 取出配件箱

Figure 1: Take out the spare parts box

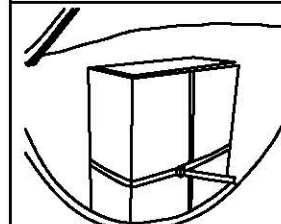


图2: 边脚安装示意图

Figure 2: Side and foot installation diagram

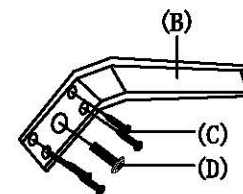
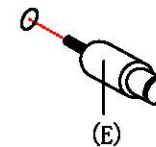


图3: 中脚安装示意图

Figure 3: Middle foot installation diagram



组合图 Combination

三人 3seat

