

赫氏木业

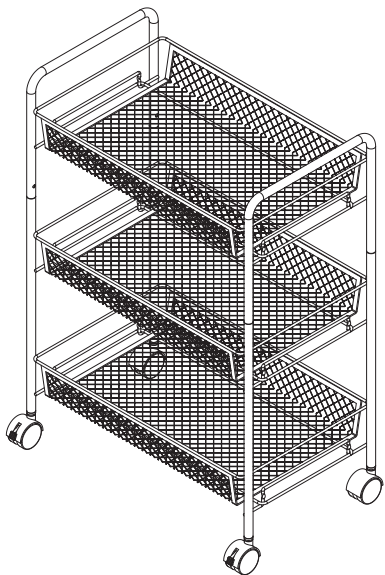
安 装 示 意 图

产品名称	LS092J7-A/B	产品规格	445*262*630mm
------	-------------	------	---------------

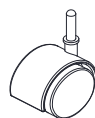
安装工具

cross screwdriver

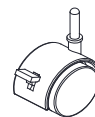
安装人员



五金表

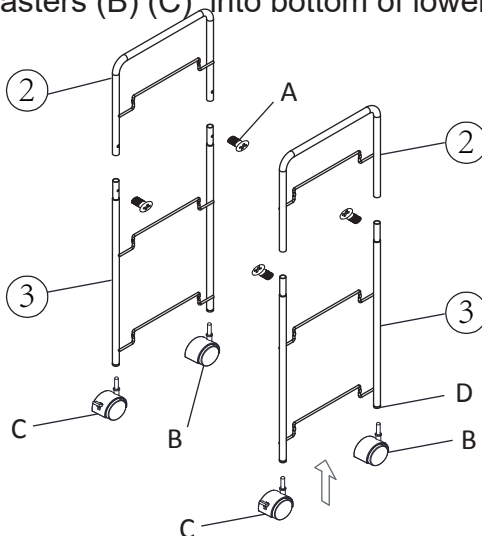
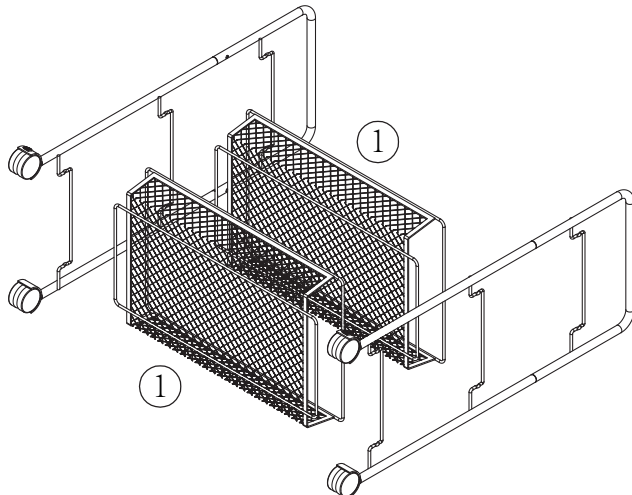
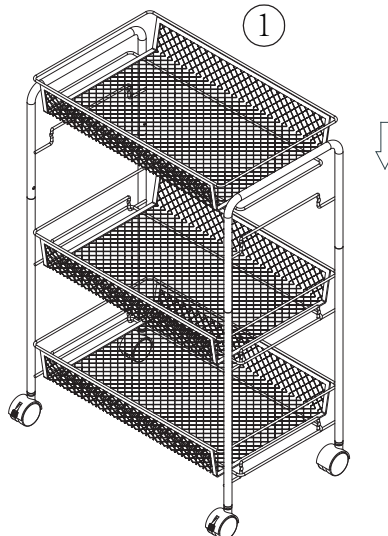
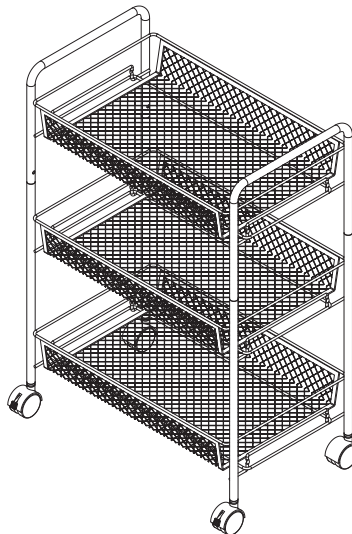

$$\frac{(A)^{*5}}{M4^{*8}}$$


(B)*2
Castor


$$\frac{(C)^*2}{\text{Castor}}$$


(D)*4
Foot plug

[illegible]

<div>Installation</div> <div>Warm reminder: Please use the screws correctly, otherwise it will cause serious damage to the product!</div> <div>Note: The wheel does not need to screw into the cart, press it directly . Wheels with and without brakes can be freely mounted on either of the leg.</div>	<div><div>Place the wires of the two upper and lower frame facing inward and then lock them with screw (A).</div><div>Press casters (B) (C) into bottom of lower frame.</div><div></div></div> <div>1</div>	<div><div>Fasten 2 baskets into the lower wire of the side frame (note that the wire of the side frame faces inward)</div><div></div></div> <div>2</div>
	<div><div>Straighten the rack and install the rest of the baskets in turn.</div><div></div></div> <div>3</div>	<div><div>Complete</div><div></div></div> <div>4</div>