

# LINSY 林氏家居

## 安装示意图/Assembly Instruction

产品名称 Model NO. BS104-A#

产品规格 Specification 双人 Loveseat

尺寸组合 Combined size 1530\*850\*780mm

成品 部件明细	编号 NO.	名称 Name	规格 Specification	数量 QTY	材质 Material
Finished Parts Details	1	双人 Loveseat	1530*850*780mm	1	实木+夹板+海绵+科技布 Solid wood + plywood + sponge + technology cloth
	2				

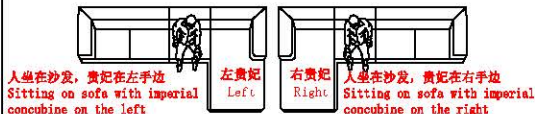
制图 Draw C20

### 配件表 Accessories list

编号NO.	名称 Name	图示 Icon	数量 QTY	双人 Loveseat
A	说明书(含安装图) Mounting Instruction (with drawing)		1	1
B	脚-(直径60*60*145-160mm)带铁片可调一字五金脚 Foot -(diameter 60*60*145-160mm) with iron sheet adjustable character metal foot		4	4
C	直径30*126mm通用铁中脚 diameter 30*126mm iron mid-foot		1	1
D	M5*30自攻螺丝 M5*30 self tapping screw		16	16
E	M8*45全牙螺杆 M8*45 threaded rod		1	1

如何区分沙发的左右方向?  
How to zone the left and right direction of the sofa?

(图示仅供分辨方向用/Picture are for orientation only)



安装人数  
Installer



充电式手电钻Cordless hand drill  
或者Or  
十字螺丝刀Phillips screwdriver

客户安装前须知:

Customers need to know before installation:  
此安装图为“双人”的位置关系。  
This installation picture is "Loveseat"

1-1

### 双人 Loveseat

STEP 1:

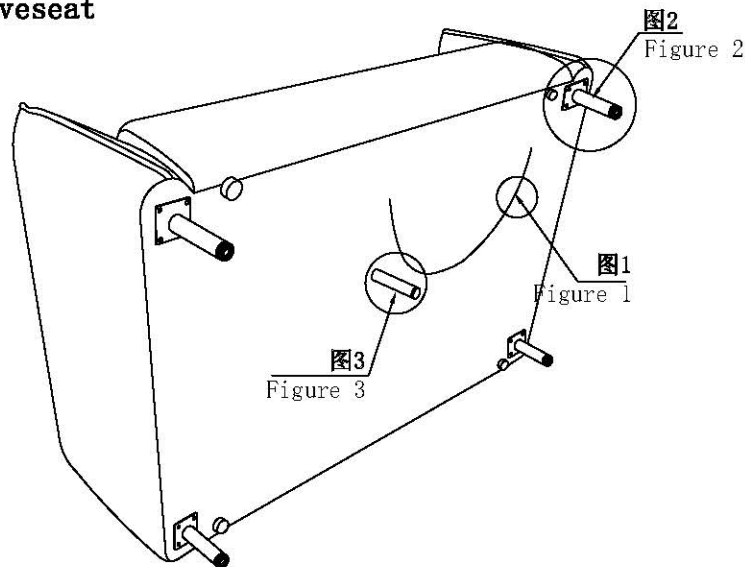


图1: 拉开拉链, 取出配件箱  
Figure 1: Unzip the accessory case

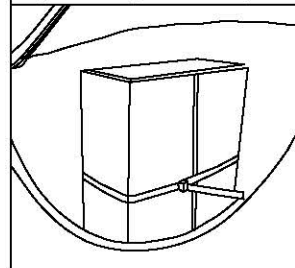
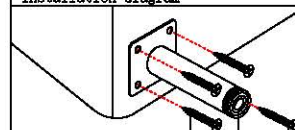
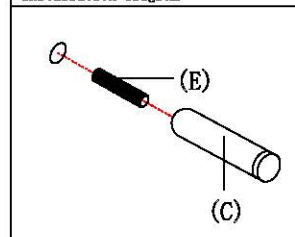


图2: 边脚安装示意图  
Figure 2: Side and foot installation diagram



按打工画点安装 (D) (B)  
Install according to palpable work drawing point

图3: 中脚安装示意图  
Figure 3: Middle foot installation diagram



### 组合图 Combination

双人 Loveseat

