

LINSY 林氏家居

安装示意图/Assembly Instruction

产品名称 Model NO. PS060-A#

产品规格 Specification 大左单人+大右三人+脚踏
Big Individual(L) + Big 3seat(R) + Pedal

尺寸组合 Combined size 3400*1750*855mm

成品部件明细	编号 NO.	名称 Name	规格 Specification	数量 QTY	材质 Material
Finished Parts Details	1	大左单人 Big Individual(L)	1200*1000*855mm	1	实木+夹板+海绵+乳胶脚+皮革+真皮 Solid wood + plywood + sponge + latex rubber + leather + leather
	2	大右三人 Big 3seat(R)	2200*1000*855mm	1	实木+夹板+海绵+乳胶脚+皮革+真皮 Solid wood + plywood + sponge + latex rubber + leather + leather
	3	脚踏 Pedal	750*655*410mm	1	实木+夹板+海绵+乳胶脚+皮革+真皮 Solid wood + plywood + sponge + latex rubber + leather + leather

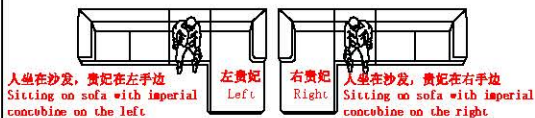
制图 Draw C20

配件表 Accessories list

编号 NO.	名称 Name	图示 Icon	数量 QTY	大左单人 Big Individual(L)	大右三人 Big 3seat(R)	脚踏 Pedal
A	说明书(含安装图) Mounting Instruction (with drawing)		1	0	1	0
B	φ70*30mm黑色橡胶木脚 φ70*30mm black rubber wood foot		12	4	4	4
C	脚-(直径45*25mm)不带钉黑胶脚 Feet -(Diameter 45*25mm) Vinyl feet without nails		2	0	2	0
D	M4*40 自攻螺丝 M4*40 self tapping screw		26	8	10	8
E	4分双勾木布条80cm 4 points double hook cloth 80cm		3	1	2	0
F						
G						

如何区分沙发的左右方向?
How to zone the left and right direction of the sofa?

(图示仅供分辨方向用/Picture are for orientation only)



安装人数 Installer



充电式手电钻 Cordless hand drill
或者 Or
十字螺丝刀 Phillips screwdriver

客户安装前须知:

Customers need to know before installation:
此安装图为“大左单人+大右三人+脚踏”的位置关系。
This installation picture is "Big Individual(L) + Big 3seat(R) + Pedal"

2-1

大左单人 Big Individual(L)

STEP 1:

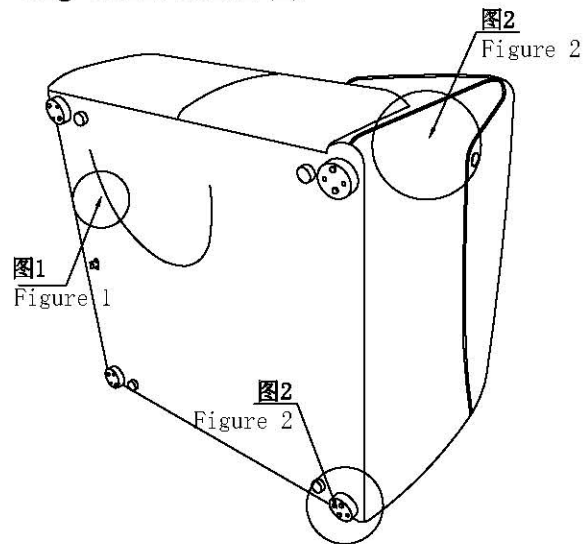


图1: 拉开拉链, 取出配件
Figure 1: Unzip and remove the fitting

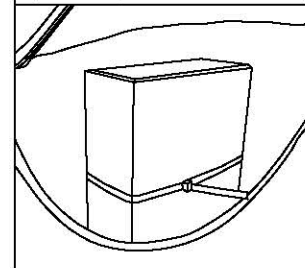
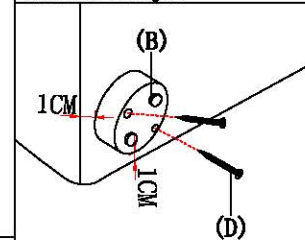


图2: 边脚安装示意图
Figure 2: Side and foot installation diagram



大右三人 Big 3seat(R)

STEP 1:

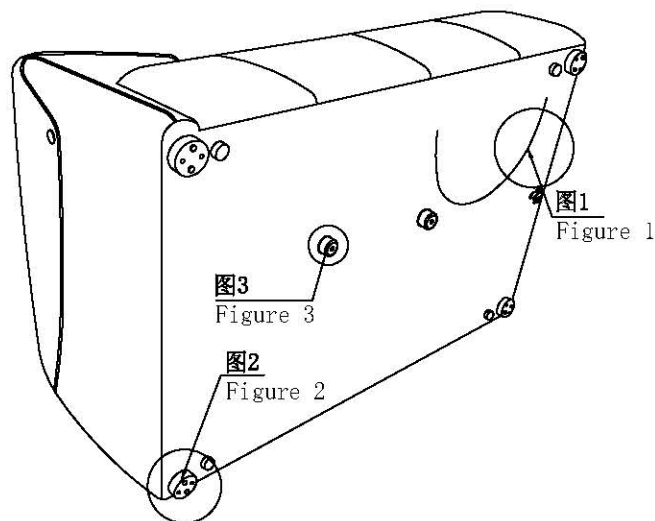
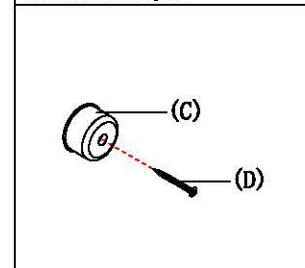
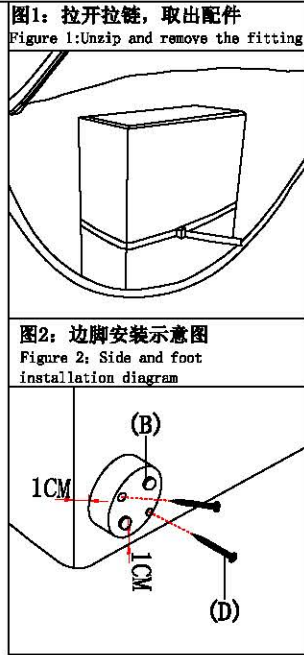
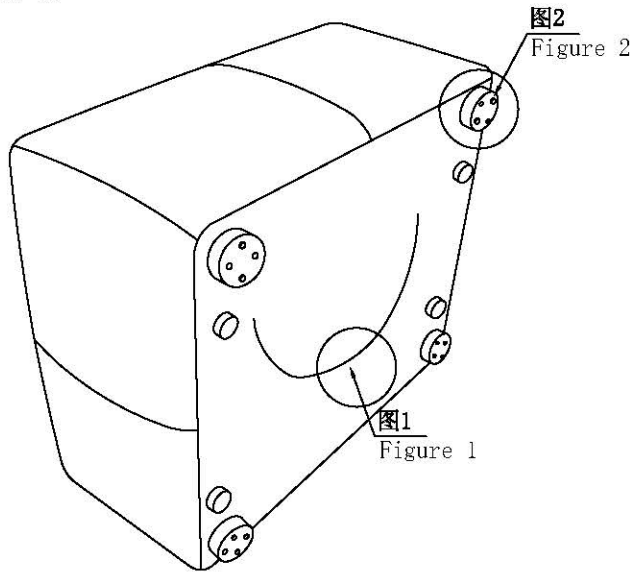


图3: 中脚安装示意图
Figure 3: Middle foot installation diagram

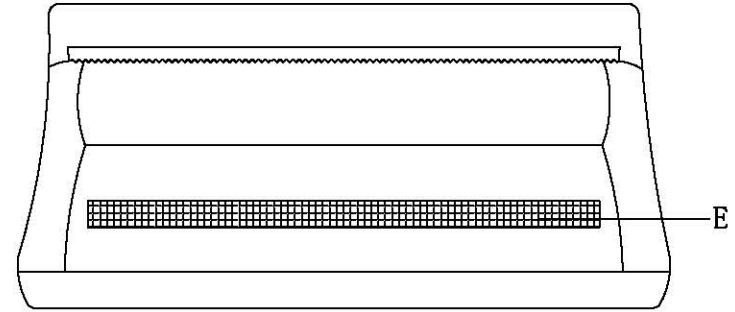


脚踏 Pedal

STEP 1:



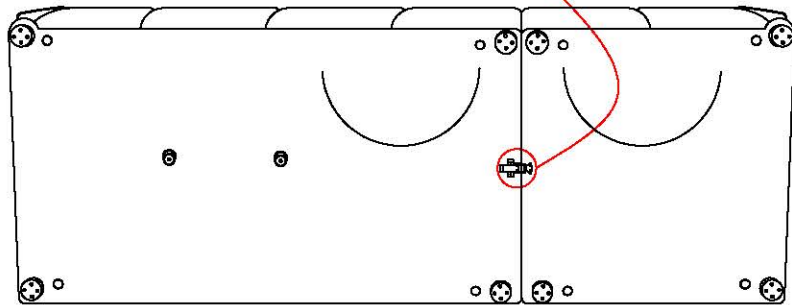
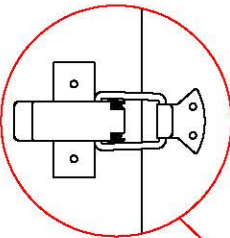
靠包 On package * 3



注: 靠包背面要粘贴上4分双勾么术布条 80cm
Note: The back of the bag should be pasted with a 4-cent double hook cloth 80cm

组合 Combination

挂扣
Hook



把大左单人和大右三人靠一起, 锁上座架底的五金扣。
Put the Big Individual (L) and the Big 3seat (R) together, and lock the metal buckle at the bottom of the seat frame.

组合图 Combination

大左单人+大右三人+脚踏 Big Individual (L) + Big 3seat (R) + Pedal

