


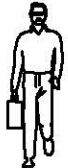
五金表Hardware list

部件表Parts list


编号number	名称name	规格specifications	数量quantity	简图abbreviated drawing
A	六角匙allen key	4MM	1	
B	倒边内六角allen screw	M6*16	4	
C	介子meson	Ø6*16*1.2	4	

编号number	名称name	数量quantity	规格specifications	材质material quality
①	座包The back of chair	1		软包soft roll
②	脚架Chair tripod	1	430*430*365mm	金属metal

安装示意图 Assembly Instruction

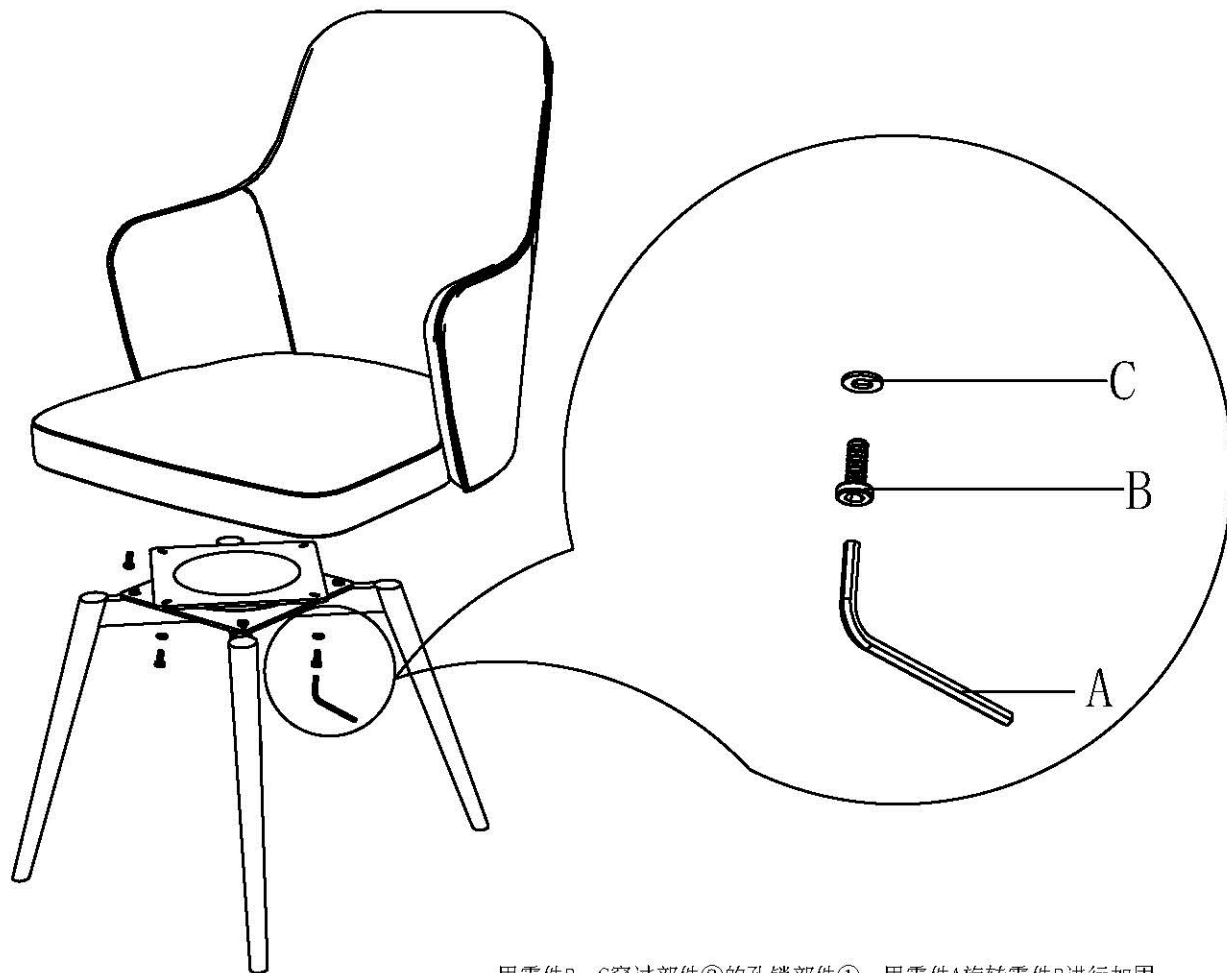
产品名称 Model NO.	LS531S5-A
产品规格 Specification	515*555*810mm
安装工具 Tool	安装人数 Installer
	
六角匙allen key	

效果图Design sketch



安装方法

Installation method



用零件B, C穿过部件②的孔锁部件①, 用零件A旋转零件B进行加固。
(Use part B and C to pass through the hole of part ② lock part ①, and use part of A to rotate part B for reinforcement.)