



### 小右双人 Small Loveseat (R)

STEP 1:

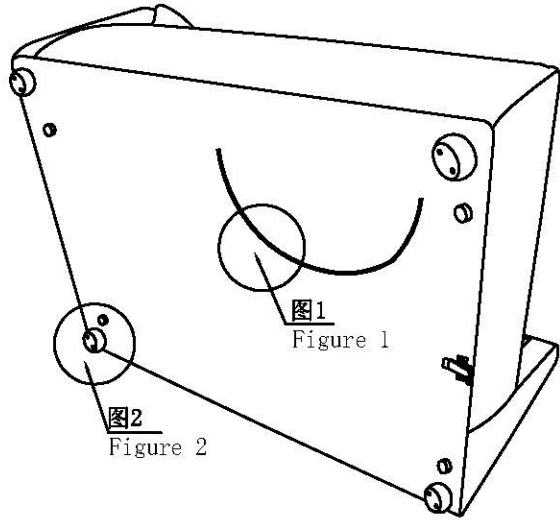


图1: 拉开拉链, 取出配件箱  
Figure 1: Unzip the accessory case

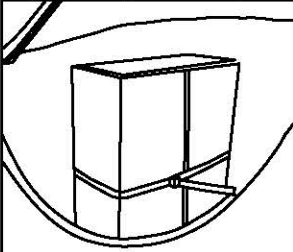
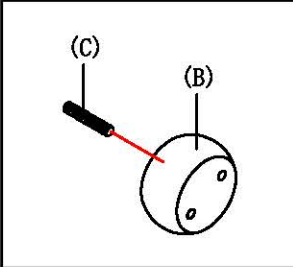
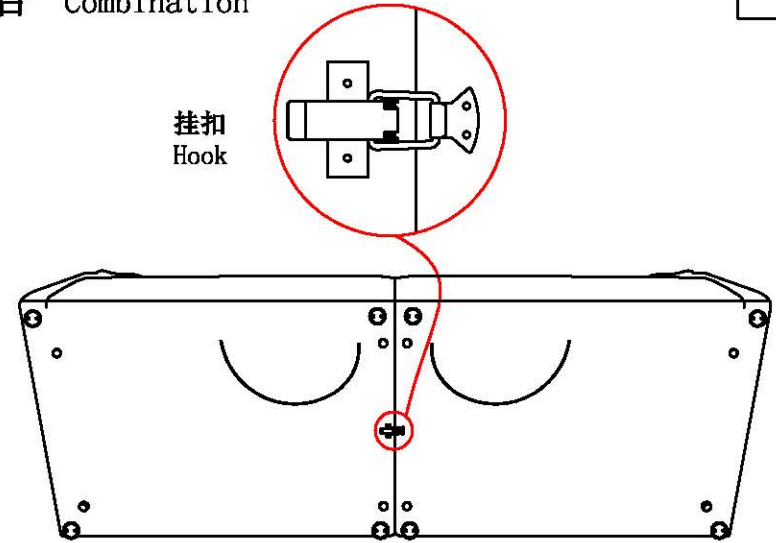


图2: 胶脚安装示意图  
Figure 2: Schematic diagram of rubber foot installation



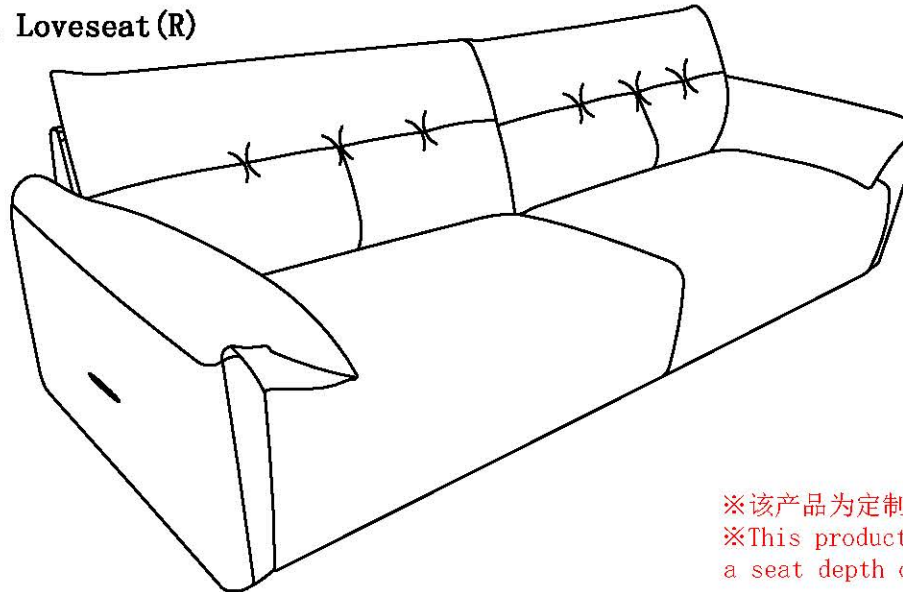
### 组合 Combination



把小左双人、小右双人靠一起, 锁上座架底的五金扣。  
Put the Small Loveseat (L) and the Small Loveseat (R) together, and lock the metal buckle at the bottom of the seat frame.

### 组合图 Combination

小左双人+小右双人 Small Loveseat (L) + Small Loveseat (R)



※该产品为定制产品, 座深为60-70cm  
※This product is a customized product with a seat depth of 60-70cm