

# LINSY 林氏家居

## 安装示意图/Assembly Instruction

产品名称 Model NO. **TDY166**




产品规格 Specification **单椅  
Single Chair**

尺寸组合 Combined size **860\*950\*980mm**

成品 部件明细 Product Parts Details	编号 NO.	名称 Name	规格 Specification	数量 QTY	材质 Material
	1	单椅 Single Chair	860*950*980mm	1	铁架+海绵+布料 Steel frame+Sponge+Fabric
	2				

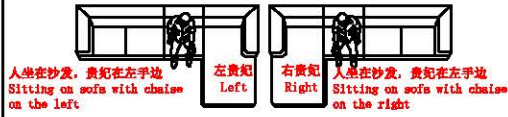
制图 Draw

### 配件表 Accessories list

编号NO.	名称 Name	图示 Picture	数量 QTY	休闲椅 Leisure chair
A	说明书(含安装图) Mounting Instruction (with drawing)		1	1
B	五金脚 Metal Feet		1	1
C	轴承 Bearing		1	1
D				
E				
F				

如何区分沙发的左右方向?  
How to distinguish the left and right direction of the sofa?

(图示仅供分辨方向用/Pictures are for orientation only)



安装人数  
Installer



充电式手电钻Cordless hand drill

或者Or



十字螺丝刀Phillips screwdriver

客户安装前须知:  
Customers need to know before installation:  
此安装图为“休闲椅”的位置关系。  
This installation picture is "Leisure chair"

1-1

## 单椅 Single Chair

STEP 1:

