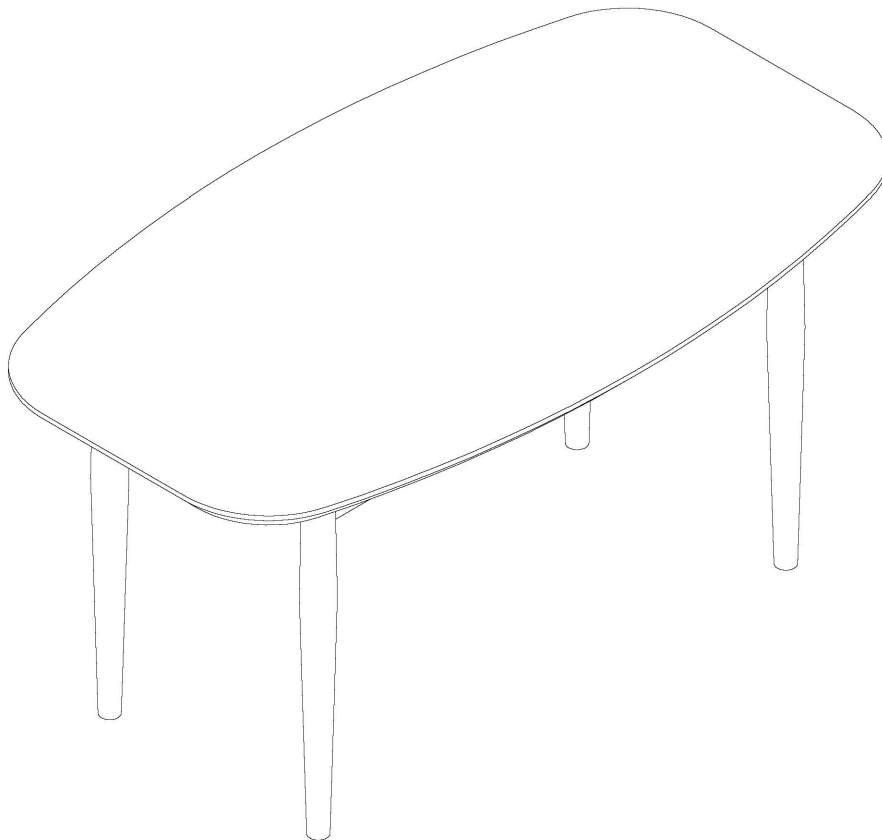


MODE


Assembly Instruction

Item Code: 21ELG021-1.4M

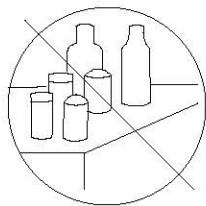
Description: MODE Alexa Dining Table 1.4m




Important Tips and Maintenance



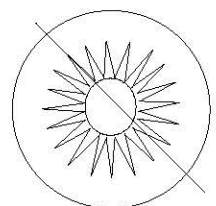
1. Keep children and animals away from working area as smaller parts may cause choking if swallowed.



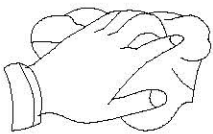
2. Never place liquids or anything damp upon furniture as it will mark. Ensure a coaster or running is beneath.



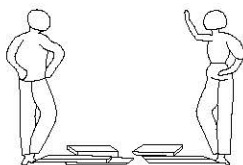
3. Never use ammonia based cleaning products as it will damage the finish.



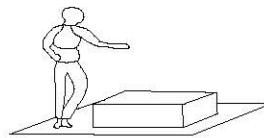
4. To avoid fading, keep furniture out of direct sunlight.



5. Use a soft or damp cloth (dry cloth) when wiping or cleaning surfaces.



6. Two person are required.



7. Lay a soft matt down to protect the furniture piece before and during assembly.

So your relationship is strong. But is it flat-pack furniture strong? Unless you're an aerospace engineer, assembling furniture can be slightly stressful. We recommend meditating quietly, pouring yourself a herbal tea (or slightly less herbal wine) and tackling things one step at a time. If you feel a passive aggressive remark coming on, try a compliment instead. E.g. "You're so good looking"


This 2-step assembly should take around 15 minutes with an Allen Key - or 10 minutes with an electric drill. Godspeed.

Designed for everyday


Component Hardware

Please check you have all the fittings part or tools are listed in below.


No. A
Quantity:8Pcs
Screw
M8*70mm




No. B
Quantity:8Pcs
Spring Lock Washer
M8




No. C
Quantity:8Pcs
Screw Washer
18mm



No. D
Quantity:4Pcs
Adjustable Leveling Feet
M6



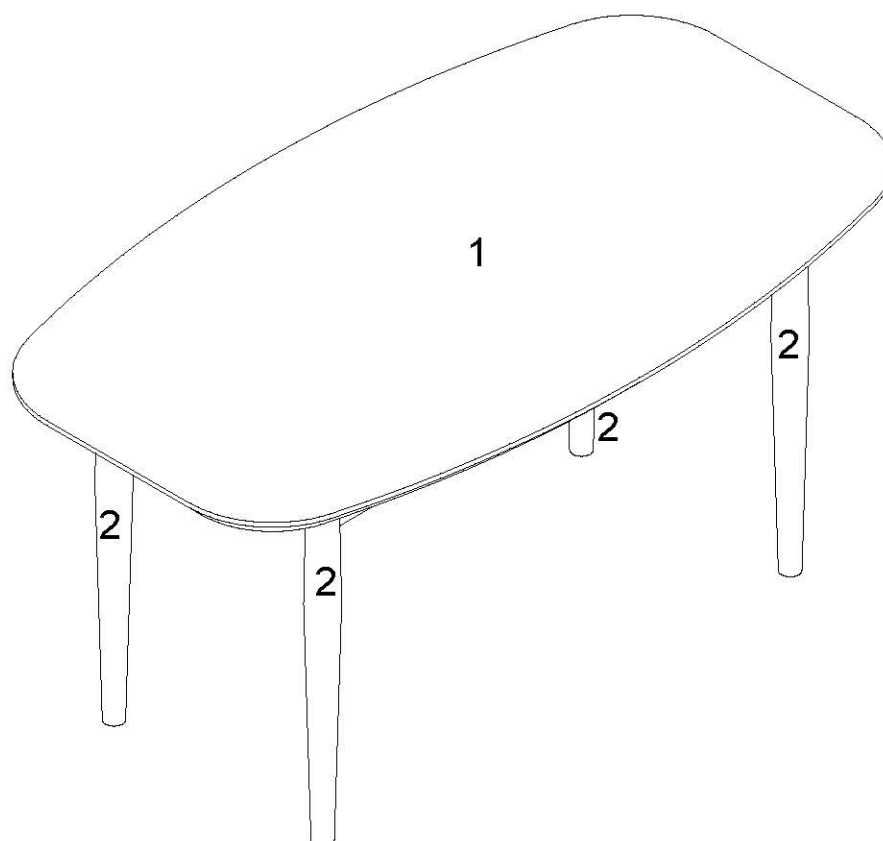
No. E
Quantity: 1Pc
Allen Key
5#



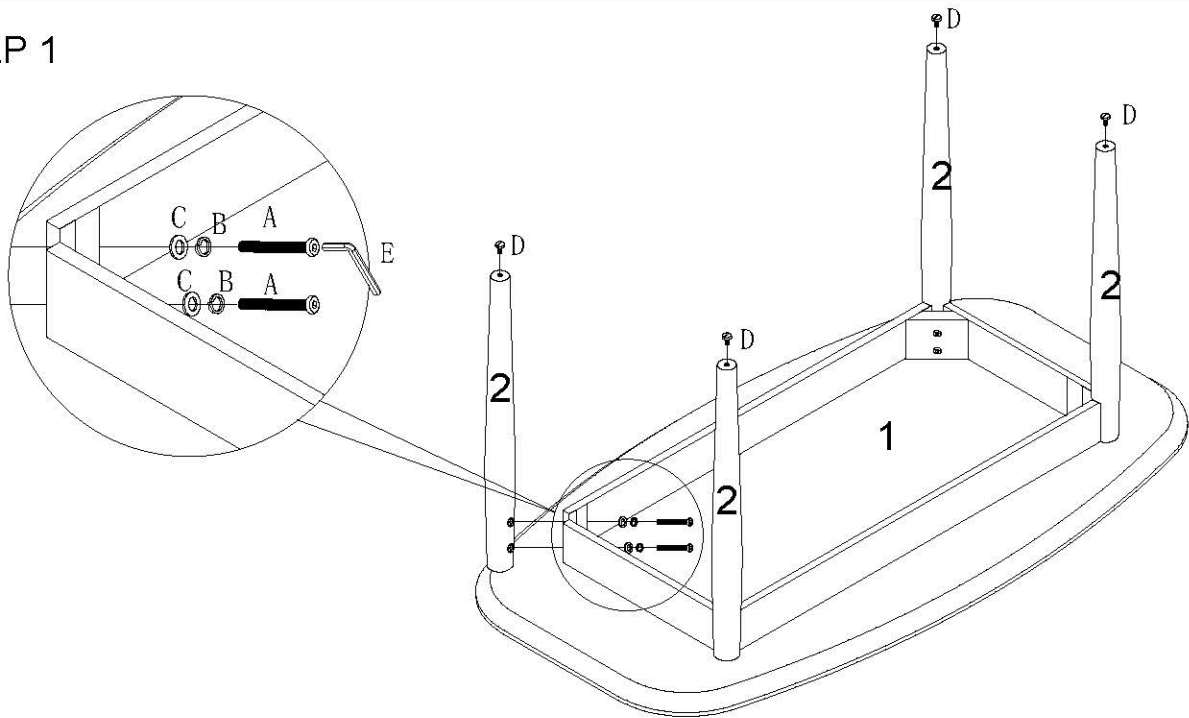
Component Panels & part List

Please check you have all the panels are listed below.

1. Table Top ————— x1
2. Legs ————— x4



STEP 1



No. A
Quantity: 8 Pcs
Screw
M8*70mm



No. B
Quantity: 8 Pcs
Spring Lock
Washer
M8



No. C
Quantity: 8 Pcs
Screw Washer
18mm



No. D
Quantity: 4 Pcs
Adjustable
Leveling Feet
M6



STEP 2

